

Features

Unregulated Converters

- 3 Watt in a SIP4 package
- 1-3kVDC isolation
- Efficiency up to 90%
- -40°C to +100°C operating temperature range
- IEC/EN/UL60950 certified
- CB Report
- Industry standard pinout



RI3

**3 Watt
SIP4
Single Output**



Description

The RI3 series has been specifically designed for applications where board space is at a premium since these 3 Watt converters have the same foot print as the RI series 2 Watt converters. With efficiencies up to 90%, the full output power is available over the operating temperature range -40°C to +85°C and the converters can be used in ambient temperatures of up to 100°C with derating. The wide selection of input voltage and output voltage options plus an I/O-Isolation of 1kVDC, 2kVDC or 3kVDC makes these converters suitable for many industrial applications.

Selection Guide

Part Number	Input Voltage [VDC]	Output Voltage [VDC]	Output Current [mA]	Efficiency typ. @ full load [%]	max. Capacitive Load ⁽¹⁾ [µF]
RI3-0505S	5	5	600	83	2200
RI3-0509S	5	9	333	86	1200
RI3-0512S	5	12	250	87	1000
RI3-0515S	5	15	200	88	820
RI3-1205S	12	5	600	85	2000
RI3-1209S	12	9	333	88	1200
RI3-1212S	12	12	250	89	1000
RI3-1215S	12	15	200	89	820
RI3-1505S	15	5	600	85	2000
RI3-1509S	15	9	333	88	1200
RI3-1512S	15	12	250	88	1000
RI3-1515S	15	15	200	88	820
RI3-2405S	24	5	600	86	2000
RI3-2409S	24	9	333	89	1200
RI3-2412S	24	12	250	90	1000
RI3-2415S	24	15	200	90	820

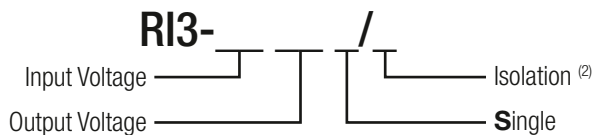


IEC/EN60950-1 certified
UL60950-1 certified
CSA C22.2 NO. 60950 certified
EN55032 compliant

Notes:

Note1: Max. capacitive load is tested at nominal input and constant resistive load

Model Numbering



Notes:

Note2: add suffix "/H2" for 2kVDC/1second or "/H3" for 3kVDC/1second isolation without suffix standard 1kVDC/1second isolation

Examples:

- e.g. RI3-1212S, Single Output, 12Vin and 12Vout, 1kVDC isolation
- e.g. RI3-1212S/H2, Single Output, 12Vin and 12Vout, 2kVDC isolation
- e.g. RI3-1212S/H3, Single Output, 12Vin and 12Vout, 3kVDC isolation
- e.g. RI3-2405S, Single Output, 24Vin and 5Vout, 1kVDC isolation
- e.g. RI3-2405S/H2, Single Output, 24Vin and 5Vout, 2kVDC isolation
- e.g. RI3-2405S/H3, Single Output, 24Vin and 5Vout, 3kVDC isolation

Specifications (measured @ Ta= 25°C, nom. Vin, full load and after warm-up unless otherwise stated)

BASIC CHARACTERISTICS

Parameter	Condition	Min.	Typ.	Max.
Input Voltage Range	5VDC	4.5VDC	5VDC	5.5VDC
	12VDC	10.8VDC	12VDC	13.2VDC
	15VDC	13.5VDC	15VDC	16.5VDC
	24VDC	21.6VDC	24VDC	26.4VDC
Internal Operating Frequency		20kHz	40kHz	
Minimum Load ⁽³⁾		0%		
Output Ripple and Noise ⁽⁴⁾	20MHz BW	50mVp-p	100mVp-p	

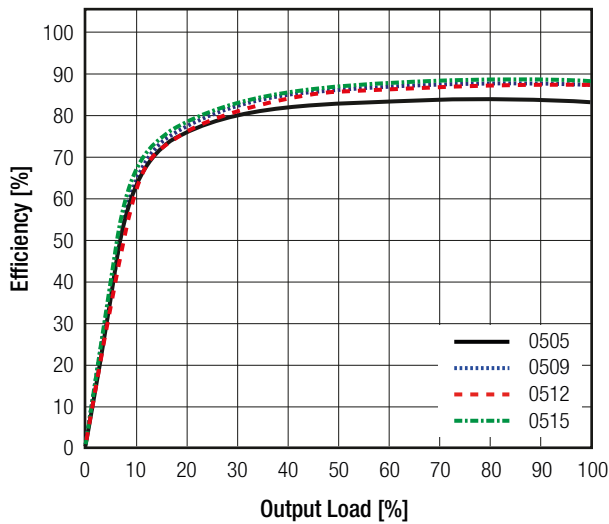
Notes:

Note3: Operation below no load won't harm the converter, but specifications may not be met

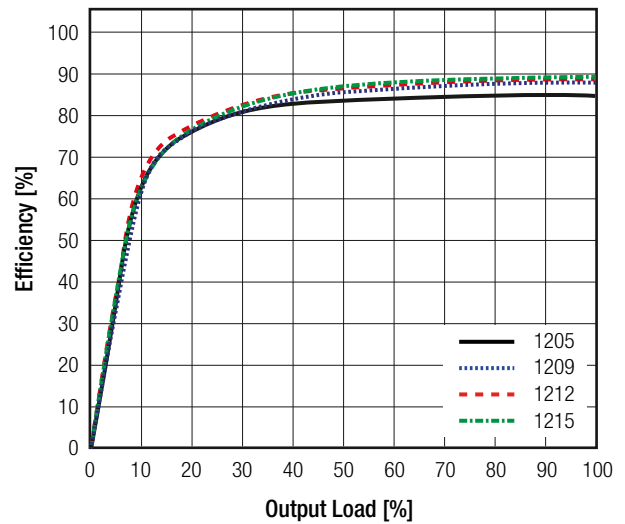
Note4: Measurements are made with a 100nF MLCC across output (low ESR)

Efficiency vs. Load

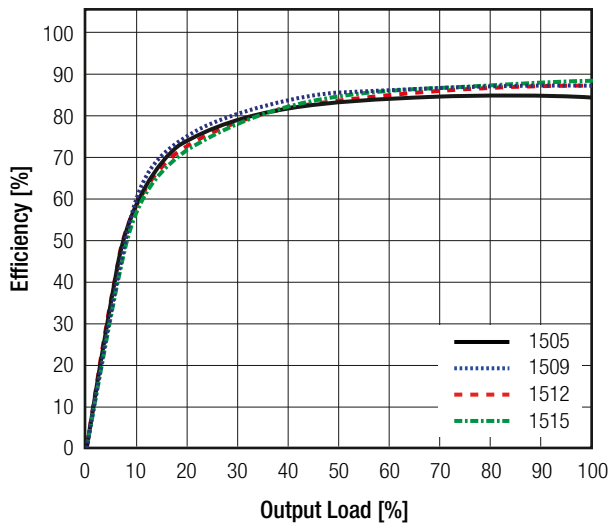
RI3-05xxS



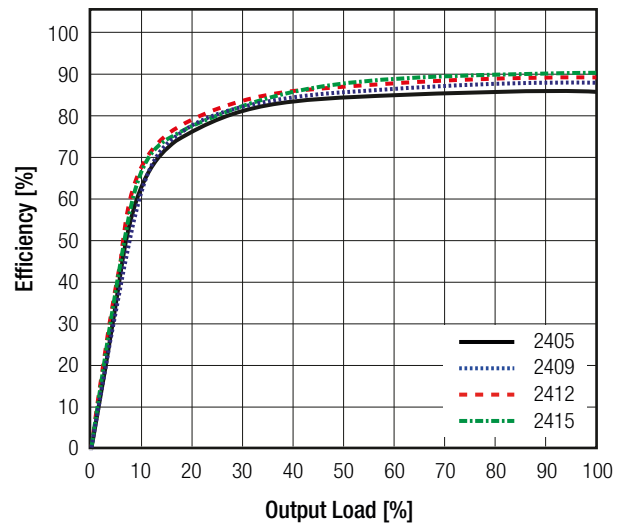
RI3-12xxS



RI3-15xxS



RI3-24xxS



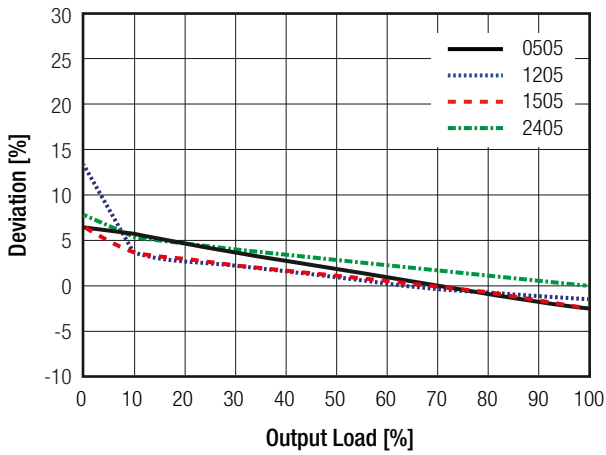
Specifications (measured @ Ta= 25°C, nom. Vin, full load and after warm-up unless otherwise stated)

REGULATIONS

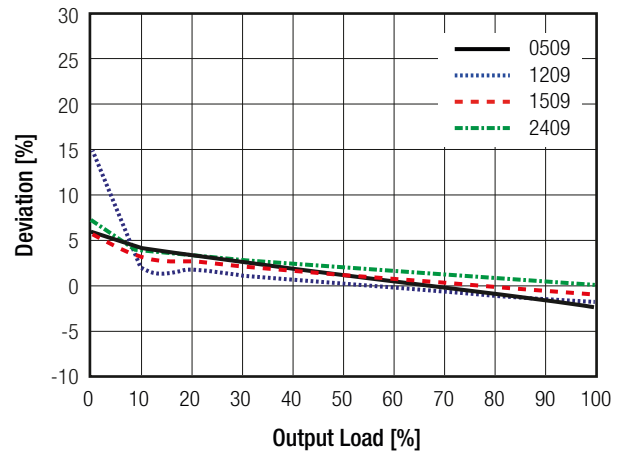
Parameter	Condition		Values
Output Accuracy	5Vout		±3.0% min. / ±4.0% typ.
	all other		±2.0% min. / ±3.0% typ.
Line Regulation	low line to high line		±1.2% max. @ 1.0% of Vin
Load Regulation	10% to 100% load	5Vout	±8.0% typ. / ±10.0% max.
		all other	±6.0% typ. / ±10.0% max.

Accuracy vs. Load

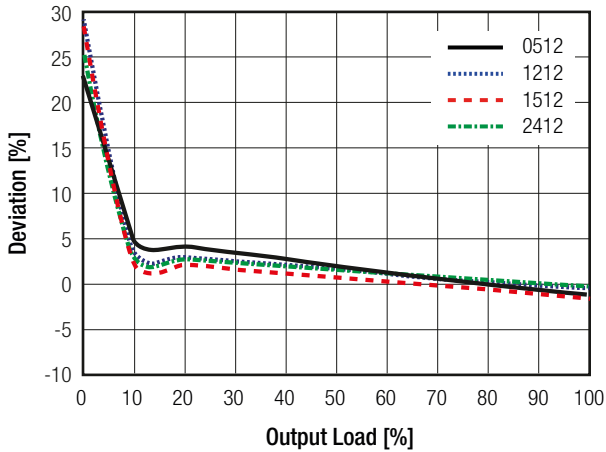
RI3-xx05S



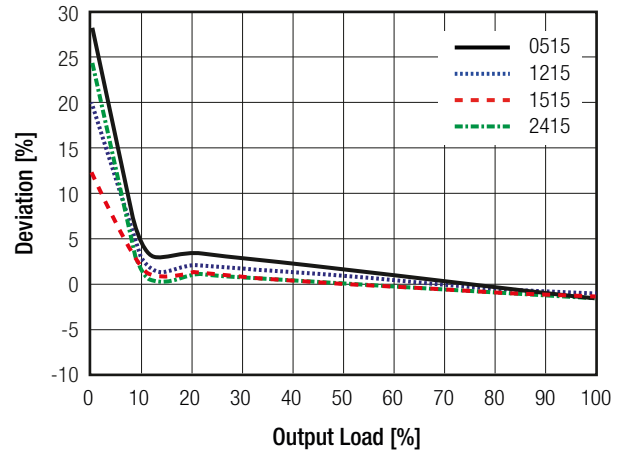
RI3-xx09S



RI3-xx12S



RI3-xx15S



PROTECTIONS

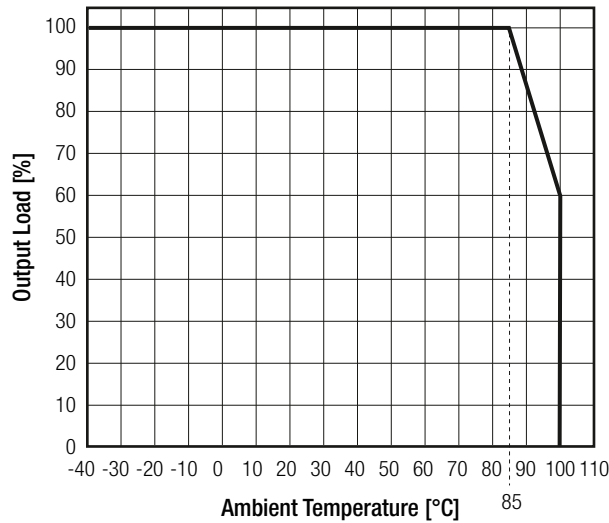
Parameter	Condition		Value
Isolation Voltage	tested for 1 second	standard without suffix	1kVDC
		with suffix "/H2"	2kVDC
		with suffix "/H3"	3kVDC
Isolation Capacitance			37pF typ. / 130pF max.
Isolation Resistance			10GΩ min.

Specifications (measured @ Ta= 25°C, nom. Vin, full load and after warm-up unless otherwise stated)

ENVIRONMENTAL			
Parameter	Condition		Value
Operating Temperature Range	without derating @ natural convection 0.1m/s (see graph)		-40°C to +85°C
Maximum Case Temperature			+115°C
Operating Humidity	non-condensing		5% - 95% RH max.
Vibration			MIL-STD-202G
MTBF	according to MIL-HDBK-217F, G.B.	+25°C	4395 x 10 ³ hours
		+85°C	1740 x 10 ³ hours

Derating Graph

(@ Chamber and natural convection 0.1 m/s)

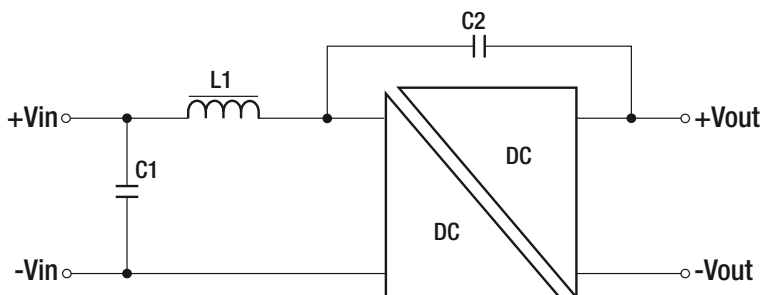


SAFETY AND CERTIFICATIONS

Certificate Type	Report / File Number	Standard
Information Technology Equipment - General Requirements for Safety (CB Scheme)	E224736-A31	IEC60950-1, 2nd Edition, 2013 EN60950-1, 2nd Edition, 2013
Information Technology Equipment - General Requirements for Safety	E224736-A32	UL60950-1, 2nd Edition, 2014 C22.2 No. 60950-1-07, 2nd Edition, 2014
EAC	RU-AT.49.09571	TP TC 004/2011
RoHs2+		RoHS 2011/65/EU + AM2015/863

EMC Compliance	Condition	Standard / Criterion
Electromagnetic Compatibility of Multimedia Equipment - Emission Requirements	without external filter	EN55032, Class A
	with external filter	EN55032, Class B

EMC Filtering Suggestions according to EN55032 Class B



Component List Class B

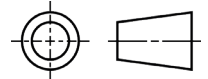
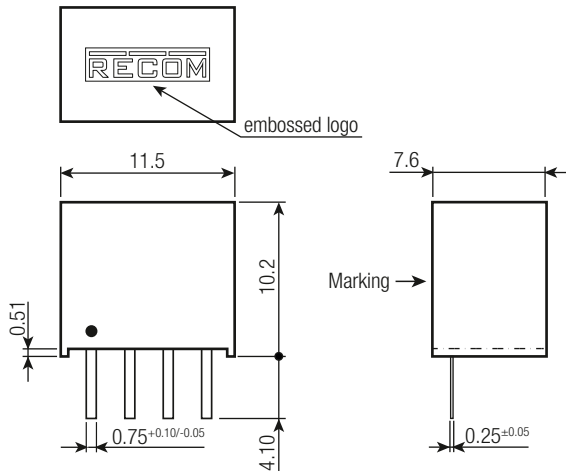
MODEL	C1	C2	L1
RI3-05xxS	4.7µF	470pF/4kV	10µH Choke
RI3-12xxS	4.7µF	470pF/4kV	10µH Choke
RI3-15xxS	2.2µF	470pF/4kV	10µH, Choke
RI3-24xxS			

Specifications (measured @ Ta= 25°C, nom. Vin, full load and after warm-up unless otherwise stated)

DIMENSION and PHYSICAL CHARACTERISTICS

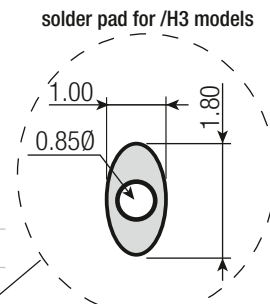
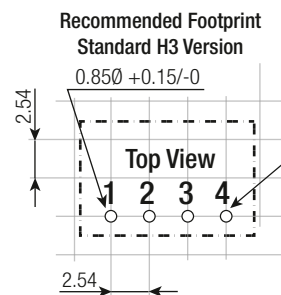
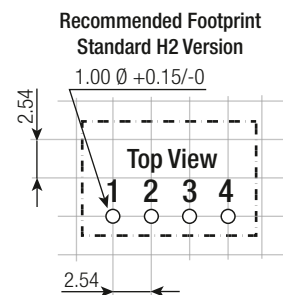
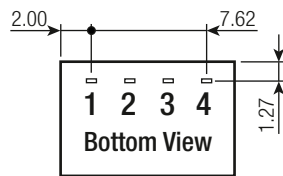
Parameter	Type	Value
Material	case potting	non conductive plastic, (UL94 V-0) silicone, (UL94 V-0)
Package Dimension (LxWxH)		11.5 x 10.2 x 7.6mm
Package Weight		2.2g typ.

Dimension Drawing (mm)



Pin Connections	
Pin #	Function
1	-Vin
2	+Vin
3	-Vout
4	+Vout

Tolerance: xx.x= ±0.5mm
xx.xx= ±0.35mm
Pin pitch: ±0.25mm



PACKAGING INFORMATION

Packaging Dimension (LxWxH)	tube	520.0 x 9.3 x 16.5mm
Packaging Quantity		42pcs
Storage Temperature Range		-55°C to +125°C

The product information and specifications may be subject to changes even without prior written notice. The product has been designed for various applications; its suitability lies in the responsibility of each customer. The products are not authorized for use in safety-critical applications without RECOM's explicit written consent. A safety-critical application is an application where a failure may reasonably be expected to endanger or cause loss of life, inflict bodily harm or damage property. The applicant shall indemnify and hold harmless RECOM, its affiliated companies and its representatives against any damage claims in connection with the unauthorized use of RECOM products in such safety-critical applications.