


NPN Transistor TO-92



Pin Configuration:

1. Collector
2. Base
3. Emitter

Features:

- NPN silicon planar switching transistors
- Fast switching devices exhibiting short turn-off and low saturation voltage characteristics
- General purpose switching and amplifier applications

Absolute Maximum Ratings

Description	Symbol	Value	Unit
Collector-Emitter Voltage	V_{CEO}	40	V
Collector-Base Voltage	V_{CBO}	60	
Emitter-Base Voltage	V_{EBO}	6	
Collector Current Continuous	I_C	200	mA
Power Dissipation at $T_a = 25^\circ\text{C}$ Derate above 25°C	P_D	625	mW
		5	mW/ $^\circ\text{C}$
Power Dissipation at $T_c = 25^\circ\text{C}$ Derate above 25°C		1.5	W
		12	mW/ $^\circ\text{C}$
Operating and Storage Junction Temperature Range	T_j, T_{stg}	-55 to +150	$^\circ\text{C}$

Thermal Resistance

Junction to Case	$R_{th(j-c)}$	83.3	$^\circ\text{C/W}$
Junction to Ambient	$R_{th(j-a)}$	200	

NPN Transistor T0-92



Electrical Characteristics ($T_a = 25^\circ\text{C}$ unless otherwise specified)

Description	Symbol	Test Condition	2N3904	Unit
Collector-Emitter Voltage	$*V_{CEO}$	$I_C = 10\text{mA}, I_B = 0$	>40	V
Collector-Base Voltage	V_{CBO}	$I_C = 10\mu\text{A}, I_E = 0$	>60	
Emitter-Base Voltage	V_{EBO}	$I_E = 10\mu\text{A}, I_C = 0$	>6	
Collector-Cut off Current	I_{CEX}	$V_{CE} = 30\text{V}, V_{EB} = 3\text{V}$	<50	nA
Base Current	I_{BL}			
DC Current Gain	$*h_{FE}$	$I_C = 0.1\text{mA}, V_{CE} = 1\text{V}$ $I_C = 1\text{mA}, V_{CE} = 1\text{V}$ $I_C = 10\text{mA}, V_{CE} = 1\text{V}$ $I_C = 50\text{mA}, V_{CE} = 1\text{V}$ $I_C = 100\text{mA}, V_{CE} = 1\text{V}$	>40 >70 100 - 300 >60 >30	-
Collector Emitter Saturation Voltage	$*V_{CE(sat)}$	$I_C = 10\text{mA}, I_B = 1\text{mA}$	<0.2 <0.3	V
Base Emitter Saturation Voltage	$*V_{BE(sat)}$	$I_C = 50\text{mA}, I_B = 5\text{mA}$	0.65 - 0.85 <0.95	

Small Signal Characteristic

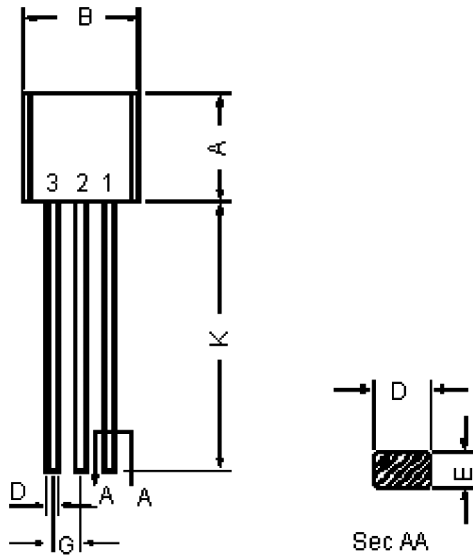
Transistors Frequency	f_T	$I_C = 10\text{mA}, V_{CE} = 20\text{V}, f = 100\text{MHz}$	>300	MHz
Output Capacitance	C_{ob}	$V_{CB} = 5\text{V}, I_E = 0, f = 1\text{MHz}$	<4	pF
Input Capacitance	C_{ib}	$V_{BE} = 0.5\text{V}, I_C = 0, f = 1\text{MHz}$ All $f = \text{kHz}$	<8	
Small Signal Current Gain	h_{fe}	$I_C = 1\text{mA}, V_{CE} = 10\text{V}$	100 - 400	-
Input Impedance	h_{ie}		1 - 10	k Ω
Output Admittance	h_{oe}		1 - 40	$\mu\Omega$
Voltage Feedback Ratio	h_{re}		0.5 - 0.8	$\times 10^{-4}$
Noise Figure	NF	$I_C = 100\mu\text{A}, V_{CE} = 5\text{V}$	<5	dB

Switching Time

Delay Time	t_d	$V_{CC} = 3\text{V}, V_{BE} = 0.5\text{V}$	<35	ns
Rise Time	t_r	$I_C = 10\text{mA}, I_{B1} = 1\text{mA}$		
Storage Time	t_s	$V_{CC} = 3\text{V}, I_C = 10\text{mA}$ $I_{B1} = I_{B2} = 1\text{mA}$	<200	
Fall Time	t_f	-	<50	

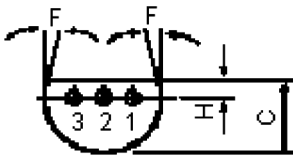
*Pulse Condition: = 300 μs , Duty Cycle = 2%

NPN Transistor TO-92



Dimensions	Min.	Max.
A	4.32	5.33
B	4.45	5.2
C	3.18	4.19
D	0.41	0.55
E	0.35	0.5
F	5°	
G	1.14	1.4
H		1.53
K	12.7	-

Dimensions : Millimetres



Pin Configuration:

1. Collector
2. Base
3. Emitter

Part Number Table

Description	Part Number
Transistor, NPN, TO-92	2N3904

Important Notice : This data sheet and its contents (the "Information") belong to the members of the Premier Farnell group of companies (the "Group") or are licensed to it. No licence is granted for the use of it other than for information purposes in connection with the products to which it relates. No licence of any intellectual property rights is granted. The Information is subject to change without notice and replaces all data sheets previously supplied. The Information supplied is believed to be accurate but the Group assumes no responsibility for its accuracy or completeness, any error in or omission from it or for any use made of it. Users of this data sheet should check for themselves the Information and the suitability of the products for their purpose and not make any assumptions based on information included or omitted. Liability for loss or damage resulting from any reliance on the Information or use of it (including liability resulting from negligence or where the Group was aware of the possibility of such loss or damage arising) is excluded. This will not operate to limit or restrict the Group's liability for death or personal injury resulting from its negligence. Multicomp is the registered trademark of the Group. © Premier Farnell plc 2012.