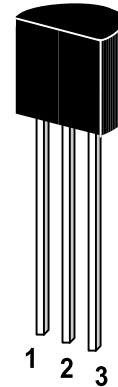


ST 2SA933

PNP Silicon Epitaxial Planar Transistor
for switching and AF amplifier applications.

The transistor is subdivided into three groups, O, Y and S, according to its DC current gain. As complementary type the NPN transistor ST 2SC945 is recommended.

On special request, these transistors can be manufactured in different pin configurations.



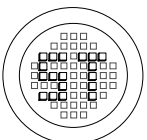
1. Emitter 2. Collector 3. Base

TO-92 Plastic Package
Weight approx. 0.19g

Absolute Maximum Ratings ($T_a = 25^\circ\text{C}$)

	Symbol	Value	Unit
Collector Base Voltage	$-V_{CBO}$	50	V
Collector Emitter Voltage	$-V_{CEO}$	40	V
Emitter Base Voltage	$-V_{EBO}$	5	V
Collector Current	$-I_C$	100	mA
Power Dissipation	P_{tot}	300	mW
Junction Temperature	T_j	125	$^\circ\text{C}$
Storage Temperature Range	T_s	-65 to +150	$^\circ\text{C}$

G S P FORM A IS AVAILABLE



®

РАДИОТЕХ

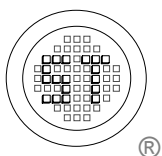
Тел.: (495) 795-0805
Факс: (495) 234-1603
Эл. почта: info@rct.ru
Веб: www.rct.ru

ST 2SA933

Characteristics at $T_{amb}=25\text{ }^{\circ}\text{C}$


	Symbol	Min.	Typ.	Max.	Unit
DC Current Gain at $-V_{CE}=6\text{V}$, $-I_C=1\text{mA}$ Current Gain Group	O				
	Y				
	S				
	h_{FE}	120	-	270	-
	h_{FE}	180	-	390	-
	h_{FE}	270	-	560	-
Collector Base Breakdown Voltage at $-I_C=50\mu\text{A}$	$-V_{(BR)CBO}$	50	-	-	V
Collector Emitter Breakdown Voltage at $-I_C=1\text{mA}$	$-V_{(BR)CEO}$	40	-	-	V
Emitter Base Breakdown Voltage at $-I_E=50\mu\text{A}$	$-V_{(BR)EBO}$	5	-	-	V
Collector Cutoff Current at $-V_{CB}=30\text{V}$	$-I_{CBO}$	-	-	0.5	μA
Emitter Cutoff Current at $-V_{EB}=4\text{V}$	$-I_{EBO}$	-	-	0.5	μA
Collector Saturation Voltage at $-I_C=50\text{mA}$, $-I_B=5\text{mA}$	$-V_{CE(sat)}$	-	0.1	0.5	V
Gain Bandwidth Product at $-V_{CE}=12\text{V}$, $-I_C=2\text{mA}$	f_T	-	140	-	MHz
Output Capacitance at $-V_{CB}=12\text{V}$, $f=1\text{MHz}$	C_{OB}	-	4	5	pF

G S P FORM A IS AVAILABLE



SEMTECH ELECTRONICS LTD.

(Subsidiary of Semtech International Holdings Limited, a company listed on the Hong Kong Stock Exchange, Stock Code: 724)



Dated : 07/12/2002