


Power Relay Series 功率继电器系列--JYT91F

FEATURES特点

- High contact capacity, up to 30A/250VAC
尺寸(低外壳): 31.8×27.4×19.8(mm)
尺寸(高外壳): 31.8×27.4×27.7(mm)
- 30A contact switching capability
30A触点切换能力
- 2.5kV dielectric strength(between coil and contacts)
触点与线圈介质耐压2.5KV
- Exposed or concealed quick connect terminals
印制板式和快连接式



CONTACT PARAMETERS触点参数

Contact Form触点形式	A-1组常开 B-1组常闭 C-1组转换
Rating Load (Resistive) 额定负载	30A 250VAC/30VDC
Max. Switching Current最大切换电流	30A
Max.Switching Voltage最大切换电压	250VAC
Max.Switching Power最大切换功率	7,500VA/900W

CHARACTERISTICS性能参数

Contact Materials触点材料	Ag Alloy银合金	
Contact Resistance接触电阻	100mΩ Max	
Operate Time吸合时间	15ms. Max	
Release Time释放时间	10ms. Max	
Insulation Resistance绝缘电阻	100MΩ Min.(DC500V)	
Initial Dielectric Strength介质耐压	between open contacts: 触点与触点间:	AC1,500V,50/60Hz 1Min
	between contacts and coil: 触点与线圈间:	AC2,500V,50/60Hz 1Min
Vibration Resistance抗振动	Damage limits: 耐久:	10~55Hz Double Amplitude双振幅1.5mm
	Malfunction: 误动作:	10~55Hz Double Amplitude双振幅1.5mm
Shock Resistance抗冲击	Damage limits: 耐久:	100G Min
	Malfunction: 误动作:	10G Min
Life寿命	Mechanical Life (10800 per hour) 机械寿命 (每小时10800次)	1×10 ⁷
	Electrical Life (600 per hour) 电气寿命 (每小时600次)	1×10 ⁵
Ambient Temperature环境温度	-40 °C ~+85 °C (No condensation) (不冷凝)	
Unit Weight单位重量	约Approx.29.0g	

**COIL RATINGS (at 23°C) 线圈参数 (在 23°C)**

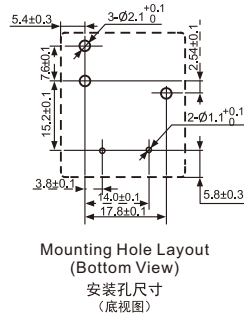
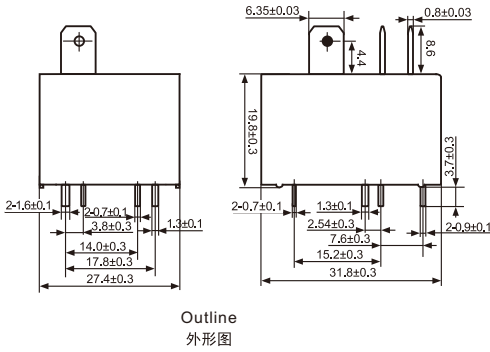
Coil Nominal Voltage 额定电压 (VDC)	Nominal Current 额定电流 ±10%(mA)	Coil Resistance 线圈电阻 ±10% (Ω)	Max. Continuous Voltage 最大连续外加电压	Pick-Up Voltage 吸合电压 (Max)	Drop-Out Voltage 释放电压 (Min)	Rated power 额定功率
5	180.00	27	Coil Nominal Voltage 130% 额定电压的 130%	Coil Nominal Voltage 75% 额定电压的 75%	Coil Nominal Voltage 10% 额定电压的 10%	About 0.90W 约0.90W
6	150.00	40				
9	100.00	90				
12	75.00	160				
24	37.50	640				
48	18.75	2,560				

ORDERING INFORMATION 订货标记

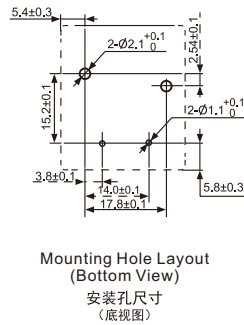
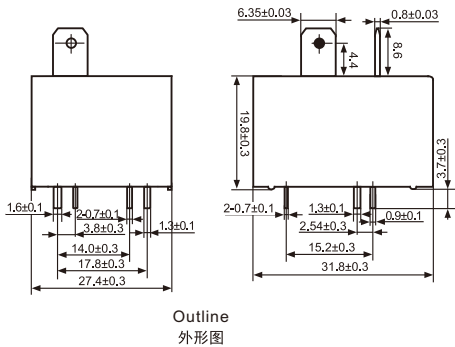
JYT91F-S-DC12V-A-T-(XXX) 1 2 3 4 5 6	
1. Model Number 基本型号 JYT91F	4. Contact form: A-1Form A, B-1Form B, C-1Form C 触点形式: A-1组常开 B-1组常闭 C-1组转换
2. Encapsulation form: S-Plastic Sealed SH:Fluk proofed 封装形式: S-塑封型 SH-防焊剂型	5. Case type: No-Low case, T-High case 外壳类型: 无-低外壳, T-高外壳
3. Coil Voltage 线圈规格: DC5V, DC6V, DC9V, DC12V, DC15V, DC18V, DC24V, DC48V, DC110V	6. Customer Special Code: XXX-Customer Special Requirements No - Standard Type 客户特性号: XXX-客户特殊要求, 无-标准型

OUTLINE, WIRING DIAGRAM, MOUNTING HOLE LAYOUT (UNIT: mm) 外形图、接线图、安装孔尺寸(单位: mm)

JYT91F C型

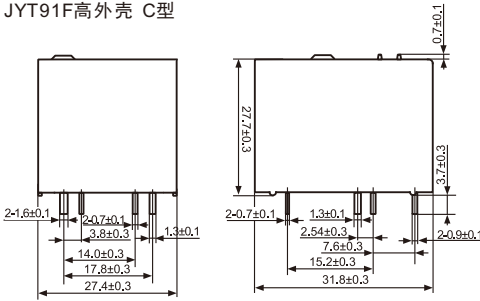


JYT91F A型

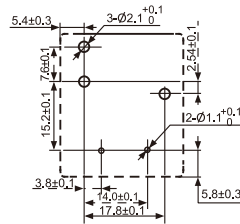




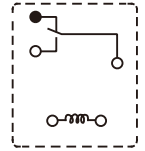
JYT91F高外壳 C型



外形图
外形图

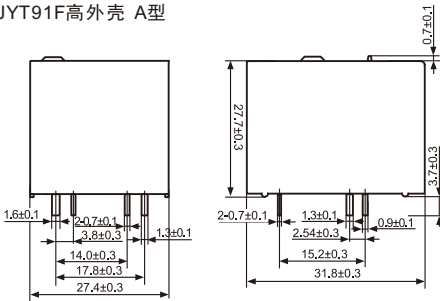


Mounting Hole Layout
(Bottom View)
安装孔尺寸
(底视图)

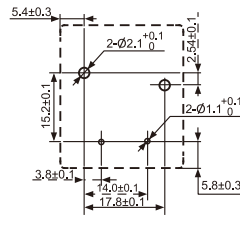


Wiring Diagram
(Bottom View)
接线图
(底视图)

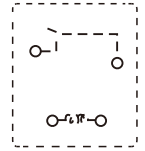
JYT91F高外壳 A型



外形图
外形图



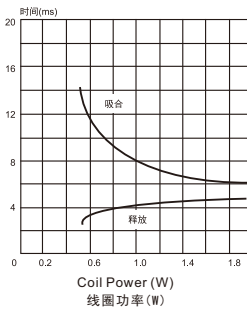
Mounting Hole Layout
(Bottom View)
安装孔尺寸
(底视图)



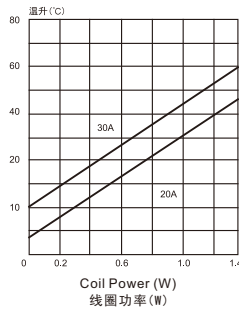
Wiring Diagram
(Bottom View)
接线图
(底视图)

PERFORMANCE CHART性能曲线图

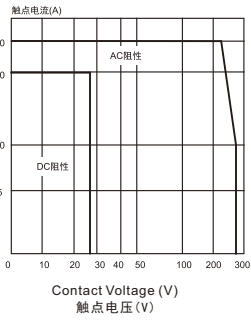
Time Curve
时间曲线



Coil Temperature Rise
线圈温升



Maximum Switching Power
最大切换功率



Life Curves
寿命曲线

