




CE01680

R&TTE

FC



## PD-V11 180° 24.125GHz Microwave Motion Sensor

### Application

- Intelligent switch
- Wall-hung switch
- Intruder detect

PD-V11 24.125GHz 180° Microwave Motion Sensor is a K-Band Bi-Static Doppler transceiver module. It's built-in Resonator Oscillator (CRO). This module, V11 adopts flat Plane Antenna, suitable for wall mounting. It can improve its front signal receiving ability and reduce its flank blind area. Its performance is better than the sensors in the market.

This module is ideally suitable for occupancy sensor in automatic lighting switches. It can also be used for ceiling mount intruder detectors.

### Test Report to

#### EN 300 440-1 V1.5.1:

Electromagnetic compatibility and Radio spectrum Matters (ERM); Short range devices; Radio equipment to be used in the 1GHz to 40GHz frequency range;  
Part1: Technical characteristics and test methods

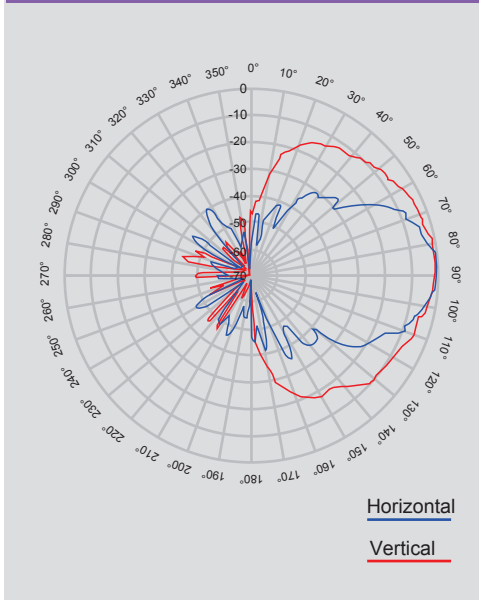
#### EN 300 440-2 V1.3.1:

Electromagnetic compatibility and Radio spectrum Matters (ERM); Short range devices; Radio equipment to be used in the 1GHz to 40GHz frequency range;  
Part2: Harmonized EN covering essential requirements of article 3.2 of the R&TTE Directive

#### EN 50371:2002:

Restrictions for Human Exposure to EM Fields

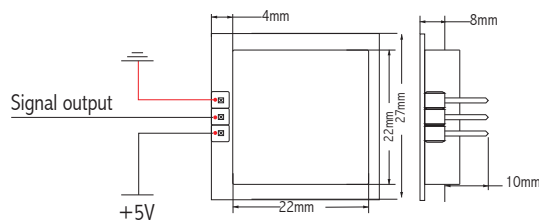
### Antenna Beam Pattern



### FCC Part 15.245

limited to intentional radiators used as field disturbance sensors, excluding perimeter protection systems.

### Products size



Parameter	Notes	Min	Typ	Max	Units
Frequency Setting	1	24.050	24.125	24.250	GHz
Radiated Power (EIRP)	1	2.0	2.5	3.0	mW
Settling Time		5	10	20	μSec
Received Signal Strength	2	150	200	250	μVp-p
Noise	3	4.0	4.5	5.0	mVrms
Supply Voltage		4.75	5.0	5.25	VDC
VCO		0.5		2	V
Current Consumption		25	35	45	mA
Pulse Repetition Frequency	4	1.8	2.0	3.0	KHz
Pulse Width	4	10	20	30	μSec
Operating Temperature		-20	25	60	°C
Weight		3.7	4.1	4.5	g

**Note1:** The radiated emissions is designed to meet FCC rules.

**Note2:** The Received Signal Strength(RSS) is measured at the total 1 Ways path loss of 70dB.

**Note3:** The noise voltages are measured from 10Hz to 100Hz at the Output port, inside an Anechoic chamber.

**Note4:** Pulse operation

### Ningbo Pdlux Electronic Technology CO.,Ltd

Add: 17F, Commerce Building of NingBo,  
No 588, South Tiantong Rode, Yinzhou District, Ningbo, China

Tel: 86-574-83008608(20 lines) Fax: 86-574-83008609  
Email: pdlux@pdlux.com Web: www.pdlux.com