APP SINILINK

WIFI-USB Remote controller

Sinilink

3.5~20V
Voltage

5A
Current

100W
Power

Note:
extreme high pressure 22V
extreme low pressure 3.0V

Timing
Delayed
Cycle
Self locking / inching
Share
Update

functions. More play methods will be supported later in the product. Please wait.

Authentic material ， No fear of dismantling

The details make the quality, the quality comes from the profession, each place strives for perfection, only for the user satisfaction experience.



Industrial solid-state antenna, better signal than on-board antenna

5A high current USB head

5A high current USB female head

Red light: USB output indicator

Blue light: WiFi working indicator light

Green: off: self-locking mode; on: inching mode

Note: the D + D-of USB male and female are connected, which does not affect the activation of quick charging function.



Back button

Short press to turn USB output on / off

Press and hold for more than 5S to switch the pairing mode (touch mode / AP mode)

Touch mode: the blue light flashes 3 times continuously, wait for 1 second, and then flashes 3 times again

AP mode: the blue light flashes continuously and rapidly.

Note: after the product is powered on, it enters touch pairing mode by

Application scenario

Digital product charging

Timed charging, timed power-off to prevent overcharge

It is set to charge at 10 o'clock and cut off power at 12 o'clock every night to avoid overcharge for a long time and reduce battery loss without worrying about charging all night.

Product application

USB night light, USB table light, USB atmosphere light, USB Fan, USB humidifier / aromatherapy machine, fish tank light, USB water pump, USB finger light, USB charger and other USB devices; you can also DIY control other non USB devices

USB light / USB Fan Control





Realize timing, delay, cycle and other control

Later version update will support LED light dimming and fan speed regulation. Please wait until the firmware update can get new functions.

USB humidifier / aromatherapy machine




设备操作
上电状态
关
开
上电保持
卧室
加湿器
在线
固件版本 V1.0.5
设备状态
开
分享
定时
延时
循环


Perpetual lamp
Timing, delay, cycle control.
Double head



More playing methods can be realized with our products

U⚡B
12.00V
0.018A
00.21W
23.0
CV
ON
SET:12.00V 2.100A
OUT+
OUT-
DOWN
SET
UP
ON/OFF
U⚡B
11.99V
0.000A
00.00W
21.2
CV
ON
SET:12.00V 2.100A
PWM
OUT+(V)
OUT-(A)
COM
SET DOWN UP
ON/OFF

Communication diagram

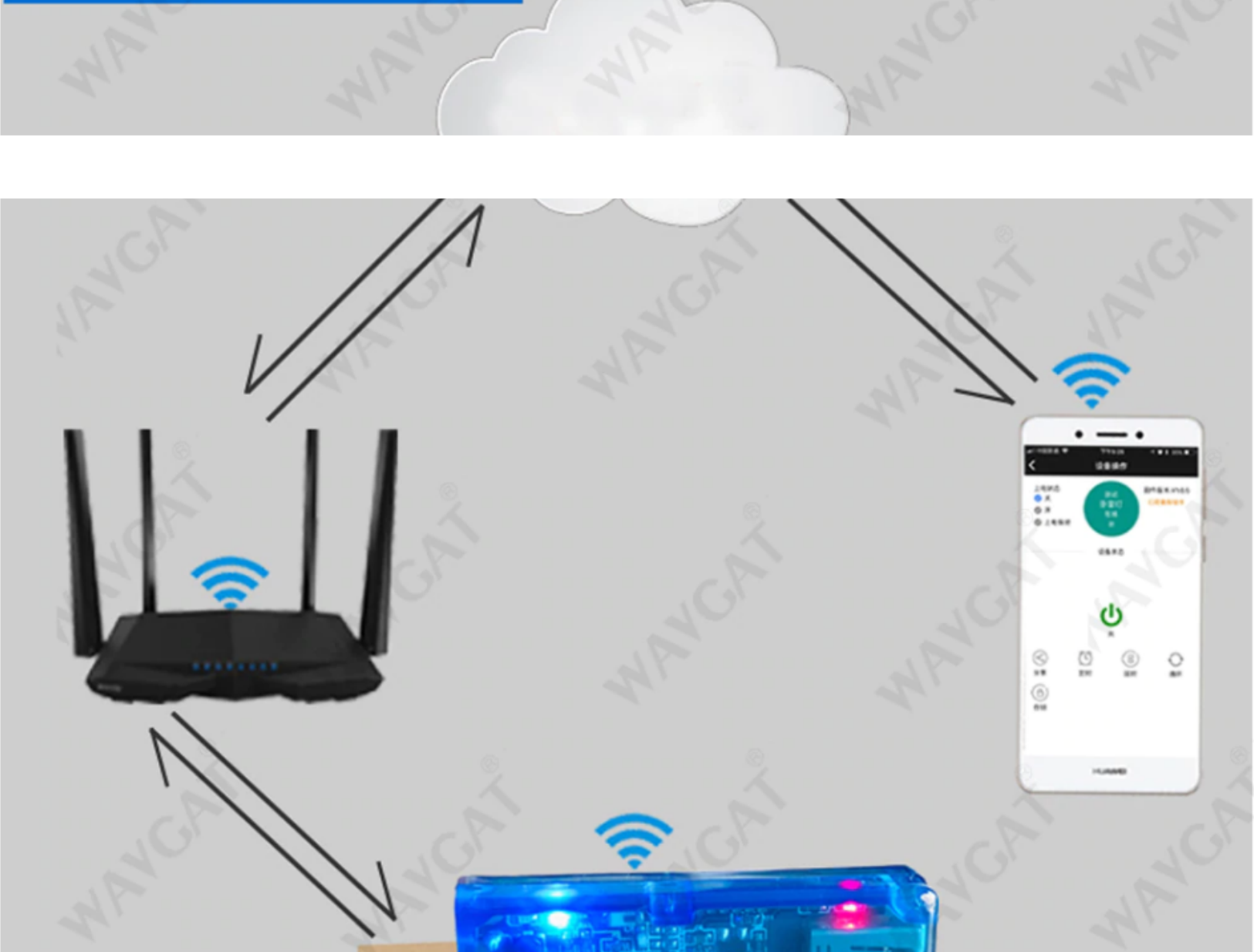

Step 1

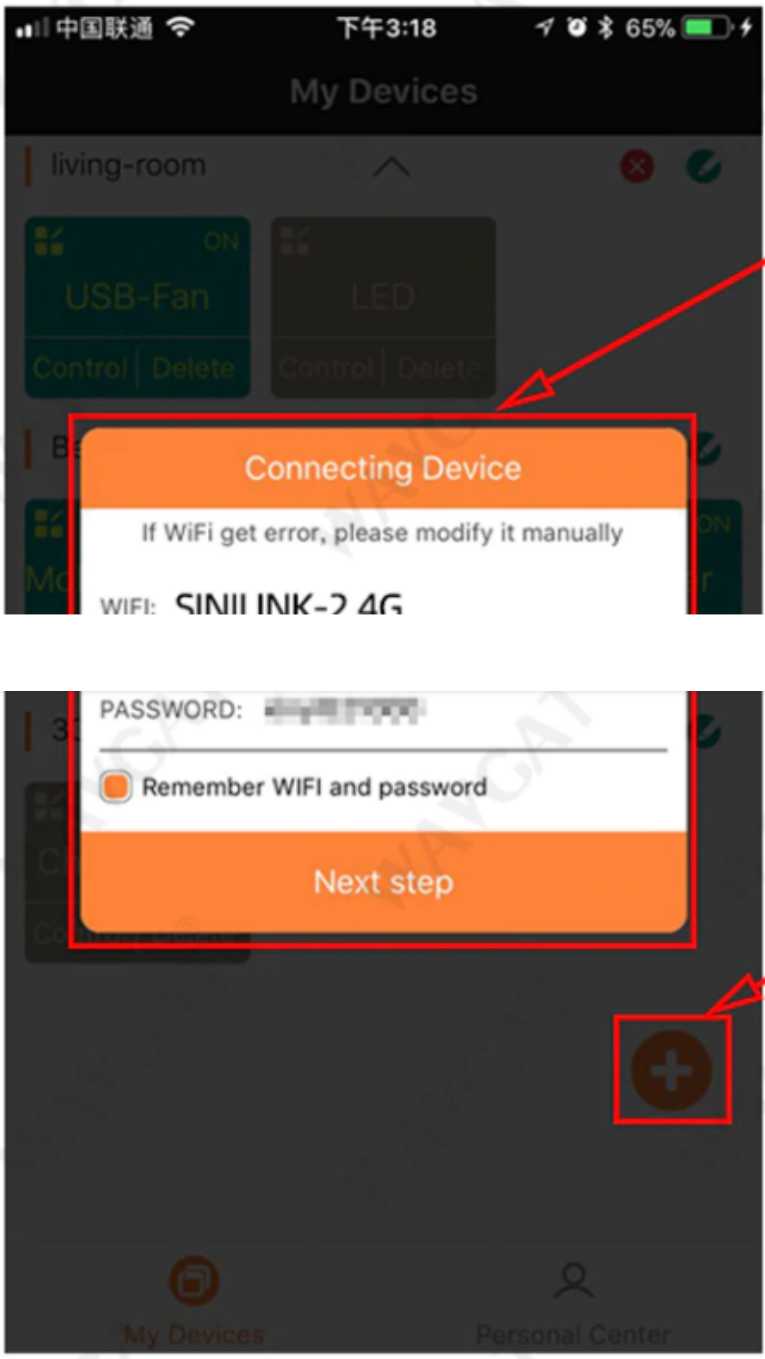
中国联通
下午3:18
65%
My Devices
living-room
ON
USB-Fan
Control | Delete
LED
Control | Delete
Connecting Device

If WiFi get error, please modify it manually

WIFI: SINILINK-2.4G

PASSWORD: [redacted]

Remember WIFI and password
Next step
My Devices
Personal Center

During the pairing process, the WiFi network must be 2.4G, and 5g network cannot be paired. (if your WiFi router 2.4G and 5g are network combined, please reconfigure the router, separate them, and select 2.4G network)

Press "+" to add device

Step 2

中国联通
下午3:10
61%
Connected Device

When the product is powered

WAYGAT

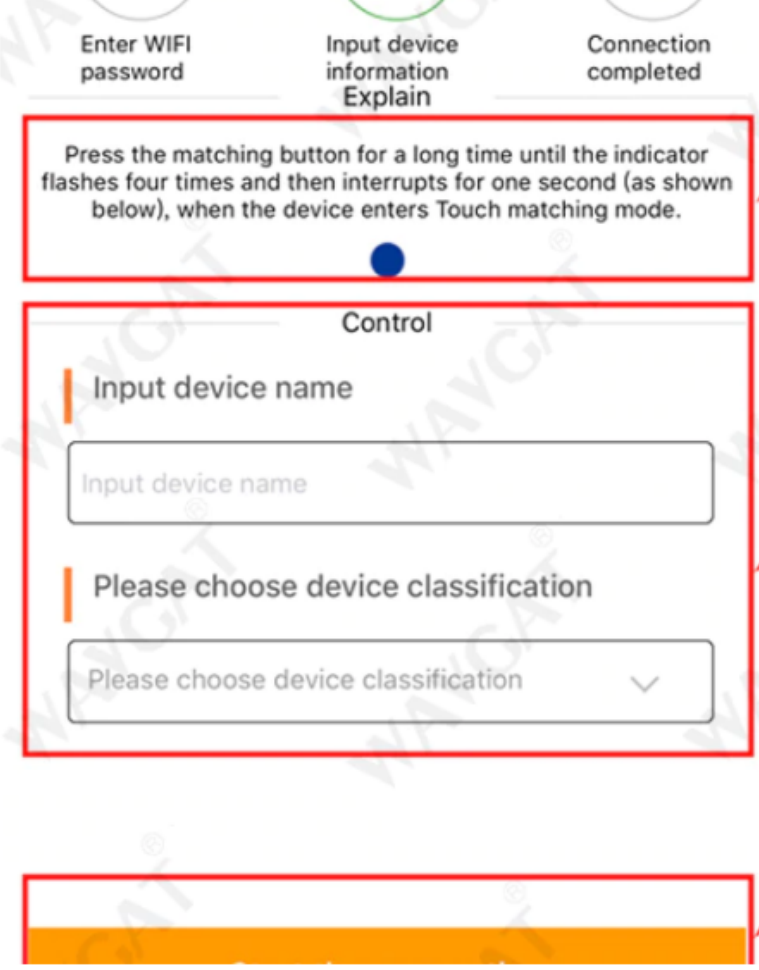

Enter WIFI password

Input device information

Connection completed

Explain

Press the matching button for a long time until the indicator flashes four times and then interrupts for one second (as shown below), when the device enters Touch matching mode.

Control

Input device name

Input device name

Please choose device classification

Please choose device classification

mode by default.

Custom device name and classification

Step 3: Click "start the connection"

Power on status can be set.

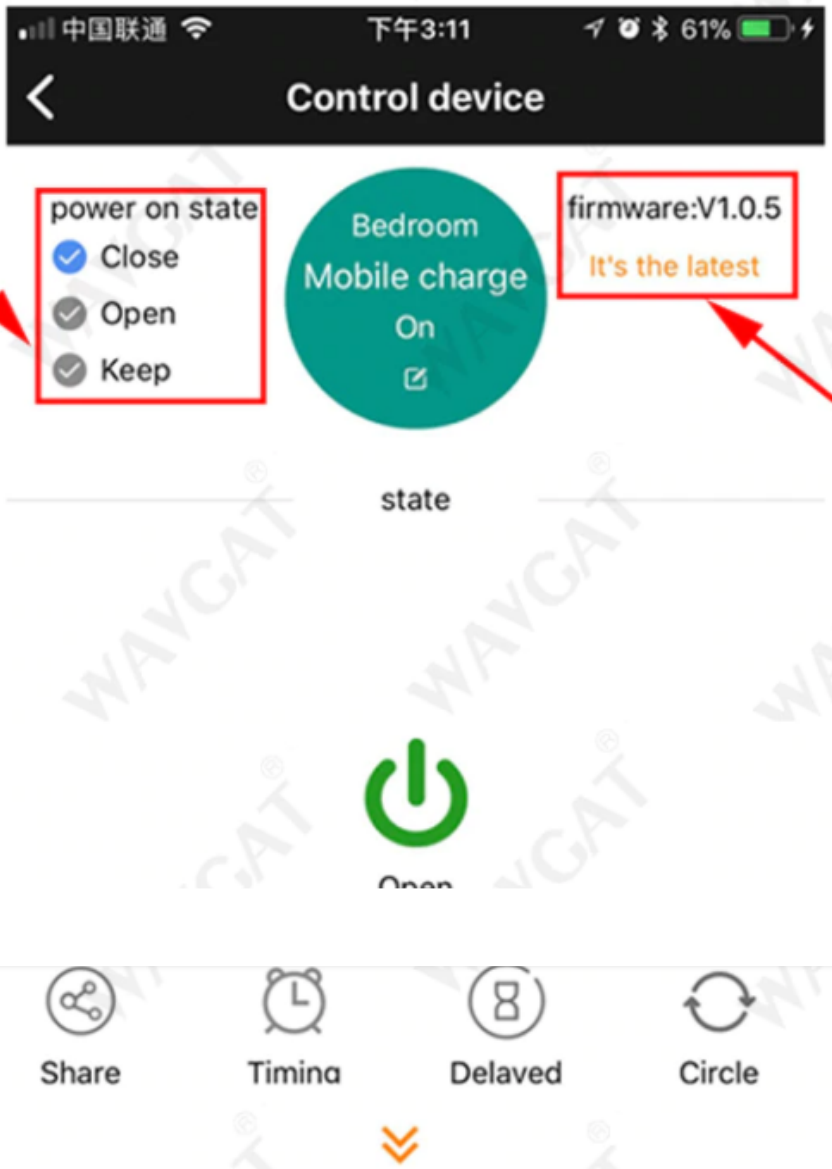

中国联通
下午3:11
61%

Control device

power on state

● Close

○ Open

○ Keep

Bedroom Mobile charge On

firmware:V1.0.5

It's the latest

state

Open

Share
Timing
Delayed
Circle

Remote firmware upgrade is possible. (Note: if the product can meet your needs, it is not recommended to upgrade to the latest version.)

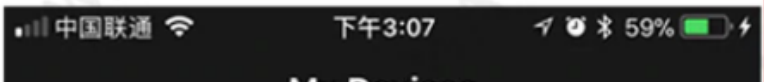

中国联通
下午3:07
59%

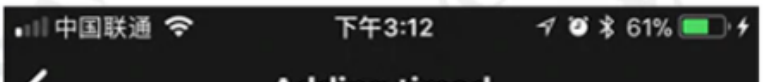

中国联通
下午3:12
61%

WAYGAT